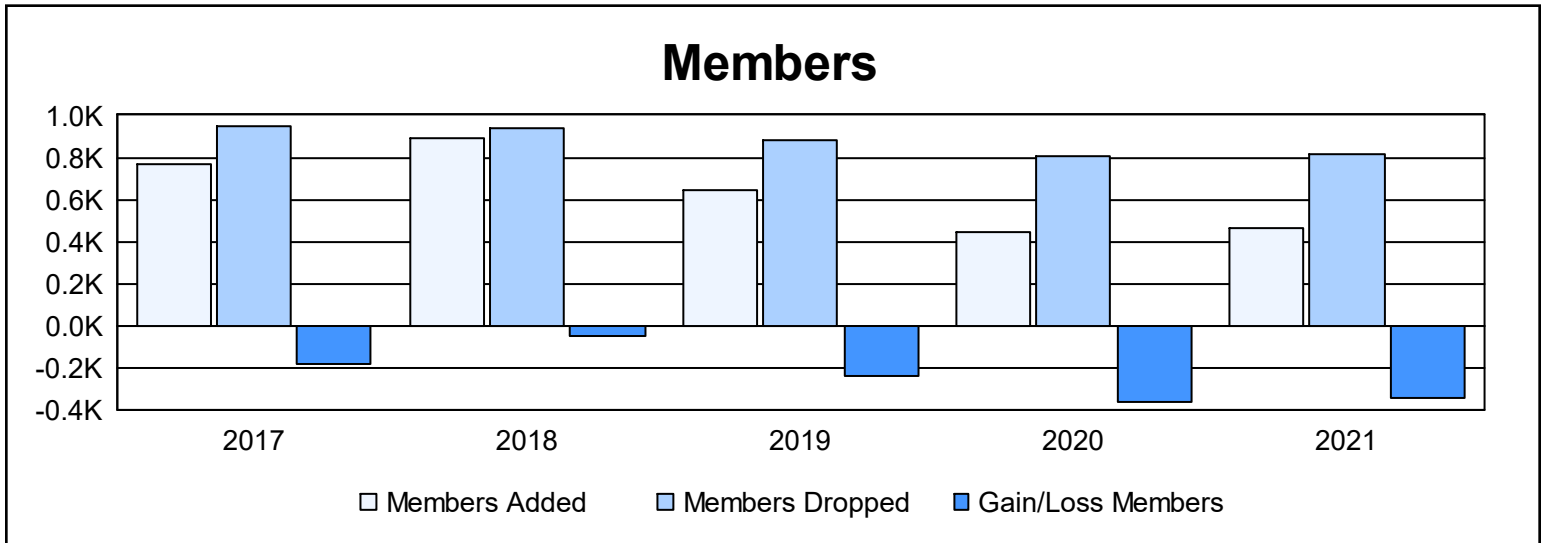
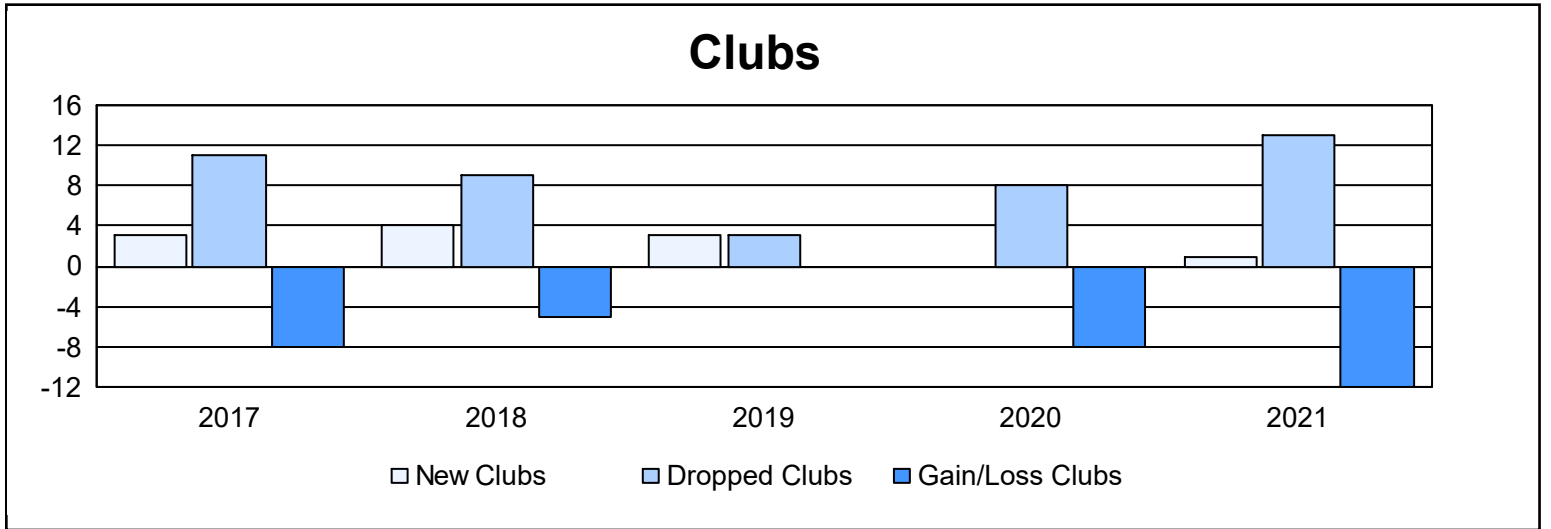
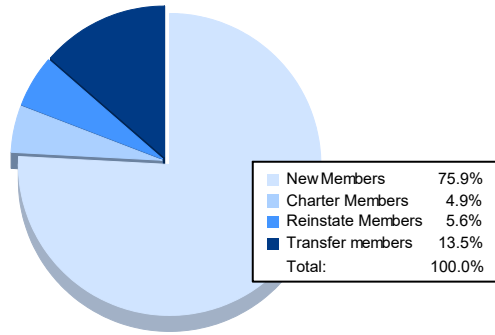


Year	New Clubs	Dropped Clubs	Gain/ Loss Clubs	New Members	Charter Members	Reinstate Members	Transfer Members	Total Member Added	Total Members Dropped	Gain/ Loss Members
2016-2017	3	11	-8	585	72	38	74	769	950	-181
2017-2018	4	9	-5	612	186	40	50	888	941	-53
2018-2019	3	3	0	496	90	12	42	640	880	-240
2019-2020	0	8	-8	348	16	37	39	440	802	-362
2020-2021	1	13	-12	353	23	26	63	465	812	-347
<b>Average</b>	<b>2</b>	<b>9</b>	<b>-7</b>	<b>479</b>	<b>77</b>	<b>31</b>	<b>54</b>	<b>640</b>	<b>877</b>	<b>-237</b>



### Membership Composition June 2021 Cumulative



### Gender Composition June 2021 Cumulative

